






French – Year 3 – Medium Term Plan  
Autumn 2, Unit 1: Phonics Lesson 1 and J'apprends le Français.






Lesson	Learning Objective	Success Criteria	National Curriculum Links	Vocabulary	Resources
<b>One:</b>	I can use the French early language phonics sounds.	Pupils will be introduced to the set of phonics sounds from the Early Language Teaching Type.	<ul style="list-style-type: none"> <li>- Listening (1 and 2)</li> <li>- Speaking (3,4,5 and 6)</li> <li>- Reading (7,8 and 9)</li> <li>- Writing (10)</li> </ul>		<ul style="list-style-type: none"> <li>- Powerpoint (1)</li> <li>- <b>Sliced phonics sounds</b> (see vocabulary-taken from La phonetique language mat)</li> <li>- Animated video.</li> <li>- Differentiated worksheets.</li> <li>- Songs.</li> <li>- <b>Pupil unit glossary sheet must be glued in each French book at the start of the topic.</b></li> </ul>
<b>Two:</b>	I can learn about the French World.	Pupils can talk about France and the Francophone world and culture.	<ul style="list-style-type: none"> <li>- Listening (1 and 2)</li> <li>- Speaking (3,4,5 and 6)</li> <li>- Reading (7,8 and 9)</li> <li>- Writing (10)</li> </ul>	<ul style="list-style-type: none"> <li>- bleu</li> <li>- -blanc</li> <li>- -rouge</li> <li>- -croissant</li> <li>- -croque monsieur</li> <li>- -brioche</li> </ul>	<ul style="list-style-type: none"> <li>- Powerpoint.</li> <li>- Songs.</li> <li>- Differentiated worksheets.</li> </ul>
<b>Three:</b>	I can learn to ask and answer the question 'How are you?' and what is your name in French	Pupils can ask and answer the question 'How are you?' and progress to learning how to ask and answer the question 'what is your name?' in the foreign language.	<ul style="list-style-type: none"> <li>- Listening (1 and 2)</li> <li>- Speaking (3,4,5 and 6)</li> <li>- Reading (7,8 and 9)</li> <li>- Writing (10)</li> </ul>	<ul style="list-style-type: none"> <li>- Salut</li> <li>- Bonjour</li> <li>- ça va</li> <li>- ça va bien</li> <li>- ça va mal</li> <li>- comme ci comme ça</li> <li>- Comment t'appelles-tu</li> <li>- Je m'appelle</li> </ul>	<ul style="list-style-type: none"> <li>- Powerpoint (2/3)</li> <li>- <b>Shorten and adapt powerpoint to teach 'How are you?' and 'What is your name?'</b></li> <li>- Songs.</li> <li>- Differentiated worksheets.</li> </ul>
<b>Four:</b>	I can learn to recognise, recall and spell numbers 1-10 in French.	In this lesson pupils will learn how to recognise, recall and spell numbers 1-10 in the foreign language.	<ul style="list-style-type: none"> <li>- Listening (1 and 2)</li> <li>- Speaking (3,4,5 and 6)</li> <li>- Reading (7,8 and 9)</li> <li>- Writing (10)</li> </ul>	<ul style="list-style-type: none"> <li>- Un</li> <li>- Deux</li> <li>- Trois</li> <li>- Quatre</li> <li>- Cinq</li> <li>- Six</li> <li>- Sept</li> <li>- Huit</li> <li>- Neuf</li> <li>- Dix</li> </ul>	<ul style="list-style-type: none"> <li>- Powerpoint</li> <li>- Songs.</li> <li>- Differentiated worksheets</li> </ul>
<b>Five:</b>	I can learn to recognise, recall and spell 10 French colours.	In this lesson pupils will learn how to recognise, recall and spell 10 different colours in the foreign language.	<ul style="list-style-type: none"> <li>- Listening (1 and 2)</li> <li>- Speaking (3,4,5 and 6)</li> <li>- Reading (7,8 and 9)</li> <li>- Writing (10)</li> </ul>	<ul style="list-style-type: none"> <li>- Rouge</li> <li>- Noir</li> <li>- Blanc</li> <li>- Marron</li> <li>- Violet</li> <li>- Bleu</li> <li>- Orange</li> <li>- Gris</li> <li>- Vert</li> <li>- jaune</li> </ul>	<ul style="list-style-type: none"> <li>- Powerpoint.</li> <li>- Songs.</li> <li>- Differentiated worksheets</li> </ul>
<b>Six:</b>	In this lesson, pupils will revise and consolidate all language covered in the unit and complete the end of unit assessment.	-	-	All of the vocabulary from lessons 1-5.	<ul style="list-style-type: none"> <li>- Powerpoint (6).</li> <li>- End of unit assessment and pupil self-assessment.</li> </ul>
Assessment:					
<ol style="list-style-type: none"> <li>1. Pupil self assessment sheet.</li> <li>2. End of unit assessment.</li> </ol>					








*French- Year 4/5 – Medium Term Plan*  
*Autumn 2, Unit 1: Phonics lesson 2 and Je me présente.*

<i>Lesson</i>	<i>Learning Objective</i>	<i>Success Criteria</i>	<i>National Curriculum Links</i>	<i>Vocabulary</i>	<i>Resources</i>
<b>One:</b>	I can learn about and apply the first set of intermediate French phonic sounds.	Pupils will be introduced to the first set of phonics sounds from the Intermediate Teaching Type.	<ul style="list-style-type: none"> <li>- <b>Listening (1 and 2)</b></li> <li>- <b>Speaking (3,4,5 and 6)</b></li> <li>- <b>Reading (7,8 and 9)</b></li> <li>- <b>Grammar (12)</b></li> </ul>	   	<ul style="list-style-type: none"> <li>- Powerpoint Slides (1)</li> <li>- <b>Sliced phonics sounds</b> (see vocabulary-taken from La phonetique language mat)</li> <li>- <b><u>Pupil unit glossary and pupil knowledge organiser sheets must be glued in each French book at the start of the topic.</u></b></li> </ul>
<b>Two:</b>	I can remember how to ask and answer the question 'how are you?' in French.	In this lesson pupils will revise basic greetings and will learn how to ask and answer the question 'how are you?' in French.	<ul style="list-style-type: none"> <li>- <b>Listening (1 and 2)</b></li> <li>- <b>Speaking (3,4,5 and 6)</b></li> <li>- <b>Reading (7,8 and 9)</b></li> <li>- <b>Grammar (12)</b></li> </ul>	<ul style="list-style-type: none"> <li>- Salut</li> <li>- Bonjour</li> <li>- ça va</li> <li>- ça va bien</li> <li>- ça va mal</li> <li>- comme ci comme ça</li> <li>- et toi ?</li> <li>- très</li> <li>- au revoir</li> <li>- À plus tard</li> </ul>	<ul style="list-style-type: none"> <li>- Powerpoint</li> <li>- Songs.</li> <li>- Differentiated worksheet.</li> </ul>
<b>Three:</b>	I can remember how to ask and answer question 'What is your name?' in French.	In this lesson pupils will consolidate all vocabulary taught in the previous lesson and progress to learning how to ask and answer the question 'what is your name?' in French.	<ul style="list-style-type: none"> <li>- <b>Listening (1 and 2)</b></li> <li>- <b>Speaking (3,4,5 and 6)</b></li> <li>- <b>Reading (7,8 and 9)</b></li> <li>- <b>Grammar (12)</b></li> </ul>	<ul style="list-style-type: none"> <li>- Comment t'appelles-tu</li> <li>- Je m'appelle</li> </ul>	<ul style="list-style-type: none"> <li>- Powerpoint.</li> <li>- Songs.</li> <li>- Differentiated worksheets.</li> </ul>
<b>Four:</b>	I can recall French numbers 1-10 and learn numbers 11-20 in French.	In this lesson pupils will consolidate numbers 1-10 and will progress to learning numbers 11-20 in French..	<ul style="list-style-type: none"> <li>- <b>Listening (1 and 2)</b></li> <li>- <b>Speaking (3,4,5 and 6)</b></li> <li>- <b>Reading (7,8 and 9)</b></li> <li>- <b>Grammar (12)</b></li> </ul>	<ul style="list-style-type: none"> <li>- Combien y-a-t-il</li> <li>- Un</li> <li>- Deux</li> <li>- Trois</li> <li>- Quatre</li> <li>- Cinq</li> <li>- Six</li> <li>- Sept</li> <li>- Huit</li> <li>- Neuf</li> <li>- Dix</li> </ul>	<ul style="list-style-type: none"> <li>- Powerpoint (3/4).</li> <li>- <b>Short recap on numbers 1-10.</b></li> <li>- Songs .</li> <li>- Differentiated worksheets.</li> <li>- Language builder.</li> </ul>
<b>Five:</b>	I can learn how to ask and answer the question 'Where do you live?' in French.	In this lesson pupils will learn how to ask and answer the question 'where do you live?' in French and will also be introduced to simple adjectival agreement, completing the unit with a short presentation.	<ul style="list-style-type: none"> <li>- <b>Listening (1 and 2)</b></li> <li>- <b>Speaking (3,4,5 and 6)</b></li> <li>- <b>Reading (7,8 and 9)</b></li> <li>- <b>Grammar (12)</b></li> </ul>	<ul style="list-style-type: none"> <li>- Où habites-tu?</li> <li>- J'habite à</li> <li>- Je suis français</li> <li>- Je suis anglais</li> </ul>	<ul style="list-style-type: none"> <li>- Powerpoint (5).</li> <li>- Songs.</li> <li>- Differentiated worksheets.</li> <li>- Language builder.</li> </ul>
<b>Six:</b>	Revise the topic, <b>Je me présente</b> and complete end of unit assessments.		<ul style="list-style-type: none"> <li>- <b>Listening (1 and 2)</b></li> <li>- <b>Speaking (3,4,5 and 6)</b></li> <li>- <b>Reading (7,8 and 9)</b></li> <li>- <b>Writing (11)</b></li> <li>- <b>Grammar (12)</b></li> </ul>		<ul style="list-style-type: none"> <li>- Powerpoint (6).</li> <li>- End of unit assessment sheets.</li> <li>- Self-assessment sheets.</li> </ul>
<p><i>Assessment:</i> <i>End of unit assessment and pupil self-assessment.</i></p>					

*French – Year 6 – Medium Term Plan*  
*Autumn 2, Unit 1: Phonics lesson 3 and le date.*

Lesson	Learning Objective	Success Criteria	National Curriculum Links	Vocabulary	Resources
<b>One:</b>	I can learn about and apply the second set of intermediate French phonetic sounds.	- Pupils will be introduced to the second set of phonics sounds from the Intermediate Teaching Type.	- <b>Listening (1 and 2)</b> - <b>Speaking (3,4,5 and 6)</b> - <b>Reading (7,8 and 9)</b> - <b>Writing (10)</b>	    	Powerpoint (1). Songs. Differentiated worksheets. - <b>Sliced phonics sounds</b> (see vocabulary-taken from La phonetique language mat)  <b>Pupil unit glossary and pupil knowledge organiser sheets must be glued in each French book at the start of the topic.</b>
<b>Two:</b>	I can recognise, recall and spell the seven days of the week in French and begin to learn the 12 months of the year.	- In this lesson, pupils will learn how to recognise, recall and spell the seven days of the week and 12 months of the year in French with the aim of using this knowledge to form a short sentence about what day of the week it is today by the end of the lesson.	- <b>Listening (1 and 2)</b> - <b>Speaking (3,4,5 and 6)</b> - <b>Reading (7,8 and 9)</b> - <b>Writing (10)</b>	- Lundi - Mardi - Mercredi - Jeudi - Vendredi - Samedi - Dimanche	- Powerpoint (2). - Songs. - Differentiated worksheets.
<b>Three:</b>	I can recognise, recall and spell the numbers 1-31 in French.	- Pupils will progress to learning how to recognise, recall and spell numbers 1-31 in the foreign language.	- <b>Listening (1 and 2)</b> - <b>Speaking (3,4,5 and 6)</b> - <b>Reading (7,8 and 9)</b> - <b>Writing (10)</b>	- See Language builder and pupil glossary.	Powerpoint (3) Songs Differentiated worksheets. Language builder.
<b>Four:</b>	I can say the date in French.	- Pupils will start to put all their new language into context by learning the structure necessary to say the date in the foreign language.	- <b>Listening (1 and 2)</b> - <b>Speaking (3,4,5 and 6)</b> - <b>Reading (7,8 and 9)</b> - <b>Writing (10)</b>	- Aujourd'hui c'est quel jour ? - Aujourd'hui c'est...	- Powerpoint (4) - Songs. - Differentiated worksheets. - Language builder. - Flashcards.
<b>Five:</b>	I can say the date and when my birthday is in French.	- Pupils will build on their knowledge of how to say the date by learning how to say when their birthday is in the foreign language.	- <b>Listening (1 and 2)</b> - <b>Speaking (3,4,5 and 6)</b> - <b>Reading (7,8 and 9)</b> - <b>Writing (10)</b>	- Mon anniversaire est le...	- Powerpoint (5) - Songs. - Differentiated worksheets. - Language builder. - Role play
<b>Six:</b>		- In this lesson, pupils will revise and consolidate all language covered in the unit and complete the end of unit assessment.	- <b>Listening (1 and 2)</b> - <b>Speaking (3,4,5 and 6)</b> - <b>Reading (7,8 and 9)</b> - <b>Writing (10)</b>		- Powerpoint (6) - End of unit assessment and self assessment.
Assessment: Pupil self- assessment and end of unit assessment.					

## National Curriculum Objectives Key:

-  LISTENING
-  SPEAKING
-  READING
-  WRITING
-  GRAMMAR

1	Listen attentively to spoken language and show understanding by joining in and responding.
2	Explore the patterns and sounds of language through songs and rhymes and link the spelling, sound and meaning of words.
3	Engage in conversations; ask and answer questions; express opinions and respond to those of others; seek clarification and help.
4	Speak in sentences, using familiar vocabulary, phrases and basic language structures.
5	Develop accurate pronunciation and intonation so that others understand when they are reading aloud or using familiar words and phrases.
6	Present ideas and information orally to a range of audiences.
7	Read carefully and show understanding of words, phrases and simple writing.
8	Appreciate stories, songs, poems and rhymes in the language.
9	Broaden their vocabulary and develop their ability to understand new words that are introduced into familiar written material, including through using a dictionary.
10	Write phrases from memory, and adapt these to create new sentences, to express ideas clearly.
11	Describe people, places, things and actions orally and in writing.
12	Understand basic grammar appropriate to the language being studied, including (where relevant): feminine, masculine and neuter forms and the conjugation of high-frequency verbs; key features and patterns of the language; how to apply these to build sentences; and how these differ from or are similar to English.